
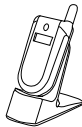




fire ready montana ready.mt.gov

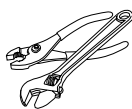
Is your family ready for wildfire season?
Wildfire Preparedness - It's Your Responsibility

- Family Evacuation Plan
- Communication Plan
- Emergency Kit
- Home 'Fire-Wise' Zone
- 'Map Your Neighborhood'



Prepare an Emergency Supply Kit

- Bottled water, 1 gallon per person, per day
- Non-perishable food
- Medications
- First aid kit
- Battery-powered radio
- Flashlights and batteries
- Wrench or pliers to turn off utilities
- Important documentation (ID, insurance, & cash)
- Special needs supplies- extra wheelchair batteries, oxygen, medical supplies, & prescriptions
- Cellular phone and emergency charger
- Pet food and additional water for pets



Keep a second smaller Emergency Supply Kit to take with you in case of evacuation (include clothing, money & toiletries)

Be Safe Outdoors

As you plan your summer recreational activities, keep in mind if your plans could cause wildfires. Look up firework and campfire restrictions and learn how to make sure your campfires are cold to the touch and dead out. Be respectful of open lands during dry conditions and use common sense.

Campfire Safety Tips

- Build your fire away from overhanging branches
- Use the existing metal fire ring; if one is not available circle the pit with rocks
- Clear a five-foot area around the pit down to bare mineral soil
- Keep a bucket of water and a shovel nearby
- Stack extra wood upwind and away from the fire
- After lighting, do not discard the match until it is cold
- Never leave a campfire unattended, not even for a minute. When you do leave make sure it is DEAD OUT

REMEMBER: If it's too hot to touch, it's too hot to leave!

Be Prepared!

servemontana


GOVERNOR'S OFFICE OF COMMUNITY SERVICE

Fire Ready Montana

Tips to Prepare Your Neighborhood



- Assist neighbors, especially those with special needs, in home preparation and during evacuation
- Post all house numbers at the beginning of each driveway or visibly on the house
- Identify and communicate at least two exit routes accessible to all residents
- Clearly mark water, gas, and propane supply valves (turn off gas and propane valves before evacuating)
- Identify neighborhood gathering sites and make sure all residents know where they are in case of an emergency



Use this checklist to help you and your family prepare your home by creating a survivable space.

Any 'no' answers require further preparation.

- Has dead vegetation within the 'fire-wise' zone (within 100 ft. of the house) been removed?
- Has continuous dense cover of shrubs and or trees been broken up creating open space?
- Have ladder fuels (vegetation that allows fire to climb up and off the ground) been removed?
- Is the area surrounding your home 'lean and clean' (plants kept healthy - no accumulation of flammable debris) to a distance of 30 feet?
- Are vegetation and other fuel sources surrounding your home regularly maintained?
- Is your roofing material fire-resistant?

For more information please contact:
Governor's Office of Community Service

Phone: 406.444.1718

Email: serve@mt.gov

To learn more about fire preparedness or how you can help your neighbors, please go online to <http://ready.mt.gov>



ready.mt.gov

MONTANA
citizen★corps



This Document was prepared under a grant from FEMA's Grant Program Directorate (GPD), US Department of Homeland Security. Points of view or opinions expressed in this document are those of the authors and do not necessary represent the official position or policies of GPD or the US Department of Homeland Security.

100 copies of this public document were published at an estimated cost of \$XX per copy, for a total cost of \$XX for printing and \$0 for distribution.

ENTER DATE